

1744486-6 ✓ ACTIVE



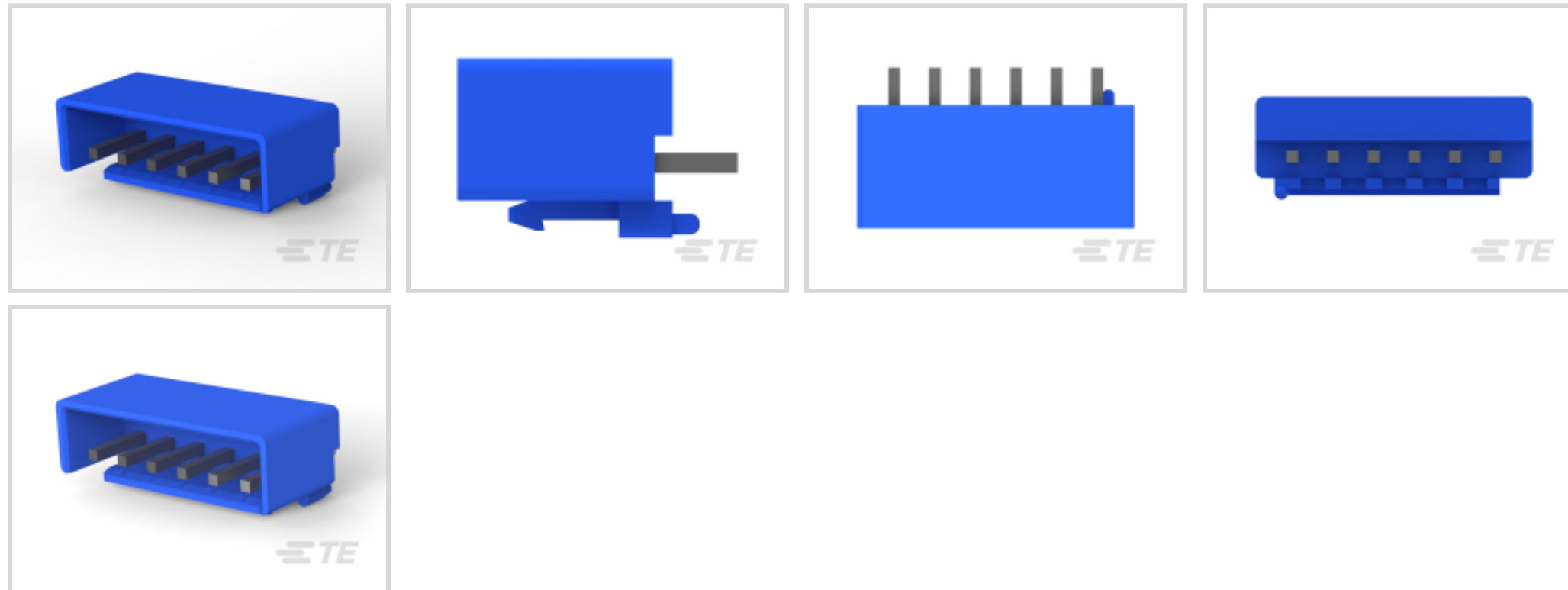
Economy Power

TE Internal #: 1744486-6

Rectangular Power Connectors, Header, Plug, Wire-to-Board, 6 Position, 3.96 mm [.156 in] Centerline, Printed Circuit Board, UL 94V-0, Economy Power

[View on TE.com >](#)

Connectors > Power Connectors > Rectangular Power > Rectangular Power Connectors



Rectangular Power Connector Type: **Header**

Connector & Housing Type: **Plug**

Connector System: **Wire-to-Board**

Number of Positions: **6**

Centerline (Pitch): **3.96 mm [.156 in]**

Features

Product Type Features

Header Type	Partially Shrouded
Rectangular Power Connector Type	Header
Connector & Housing Type	Plug
Connector System	Wire-to-Board
Sealable	No
Connector & Contact Terminates To	Printed Circuit Board

Configuration Features

Number of Positions	6
PCB Mount Orientation	Vertical
Number of Power Positions	6
Number of Rows	1

Electrical Characteristics

Operating Voltage	250 VDC
-------------------	---------

Contact Features



Contact Layout	Inline
Contact Base Material	Brass
Contact Current Rating (Max)	8 A
Contact Retention Within Housing	Without
Contact Type	Pin
PCB Contact Termination Area Plating Material	Tin
Contact Mating Area Plating Material	Tin
Contact Mating Area Plating Material Thickness	39.36 μm [1 μin]
Contact Termination Area Plating Thickness	1 μm [39.36 μin]

Termination Features

Termination Post & Tail Length	3.6 mm[.141 in]
Termination Method to Printed Circuit Board	Through Hole - Solder

Mechanical Attachment

PCB Mount Alignment Type	Locating Posts
Strain Relief	Without
Mating Alignment Type	Polarization
Mating Alignment	With
PCB Mount Alignment	With
Panel Mount Feature	Without
PCB Mount Retention	Without
Connector Mounting Type	Board Mount
Mating Retention	With
Mating Retention Type	Latch

Housing Features

Centerline (Pitch)	3.96 mm[.156 in]
Housing Color	Blue
Housing Material	PBT GF

Dimensions

PCB Thickness (Recommended)	.06 mm[1.6 in]
Width	9.58 mm[.377 in]
Mating Post Length	7.78 mm[.306 in]
Height	12 mm[.472 in]



Length	27.01 mm[1.06 in]
--------	-------------------

Usage Conditions

Operating Temperature Range	-25 – 105 °C[-13 – 221 °F]
-----------------------------	----------------------------

Operation/Application

Circuit Application	Power
---------------------	-------

Industry Standards

UL Flammability Rating	UL 94V-0
Glow Wire Rating	Standard Part - Not Glow Wire

Packaging Features

Packaging Method	Bag
Packaging Quantity	300

Other

For Use With	Plug Housing
--------------	--------------

Product Compliance

[For compliance documentation, visit the product page on TE.com>](#)

EU RoHS Directive 2011/65/EU	Compliant
EU ELV Directive 2000/53/EC	Compliant
China RoHS 2 Directive MIIT Order No 32, 2016	No Restricted Materials Above Threshold
EU REACH Regulation (EC) No. 1907/2006	Current ECHA Candidate List: JUNE 2022 (224) Candidate List Declared Against: JAN 2021 (211) Does not contain REACH SVHC
Halogen Content	Not Low Halogen - contains Br or Cl > 900 ppm.
Solder Process Capability	Not reviewed for solder process capability

Product Compliance Disclaimer

This information is provided based on reasonable inquiry of our suppliers and represents our current actual knowledge based on the information they provided. This information is subject to change. The part numbers that TE has identified as EU RoHS compliant have a maximum concentration of 0.1% by weight in homogenous materials for lead, hexavalent chromium, mercury, PBB, PBDE, DBP, BBP, DEHP, DIBP, and 0.01% for cadmium, or qualify for an exemption to these limits as defined in the Annexes of Directive 2011/65/EU (RoHS2). Finished electrical and electronic equipment products will be CE marked as required by Directive 2011/65/EU. Components may not be CE marked. Additionally, the part numbers that TE has identified as EU ELV compliant have a maximum concentration of 0.1% by weight in homogenous materials for lead, hexavalent chromium, and mercury, and 0.01% for cadmium, or qualify for an exemption to these limits as defined in the Annexes of Directive 2000/53/EC (ELV). Regarding the REACH Regulation, the information TE provides

on SVHC in articles for this part number is based on the latest European Chemicals Agency (ECHA) 'Guidance on requirements for substances in articles' posted at this URL: <https://echa.europa.eu/guidance-documents/guidance-on-reach>

Compatible Parts



TE Part # 1877285-6
06P EP SHRD HDR ASMY, WHITE



TE Part # 1744416-6
6 POS EP II HSG, GLOW WIRE



TE Part # 2-1744036-6
06P ECONOMY POWER .200 CL HSG



TE Part # 1877285-2
02P EP SHRD HDR ASMY, WHITE



TE Part # 1877285-5
05P EP SHRD HDR ASMY, WHITE



TE Part # 1877285-8
08P EP SHRD HDR ASMY, WHITE



TE Part # 1744357-6
3.96 EP SHROUDED HDR ASSY 6P W /PEGS



TE Part # 1-1877285-0
10P EP SHRD HDR ASMY, WHITE



TE Part # 1-1744490-0
10P EP SHRD HDR ASMY, BLACK



TE Part # 1744357-5
3.96 EP SHROUDED HDR ASSY 2P W



TE Part # 1744483-3
03P EP SHRD HDR ASMY, ORANGE



TE Part # 1744484-4
04P EP SHRD HDR ASMY, YELLOW



TE Part # 1744485-5
05P EP SHRD HDR ASMY, GREEN



TE Part # 1744487-8
08P EP SHRD HDR ASMY, GREY



TE Part # 1744496-6
06P EP-II HOUSING, BLUE



TE Part # 2108744-1
POWER 2P HDR ASSY L/PRO NAT


Also in the Series | **Economy Power**




Connector Contacts(1)




Insertion & Extraction Tools(1)



PCB Headers & Receptacles(166)



PCB Latches, Locks & Retainers(2)




Power Contacts(8)



Rectangular Connector Housings(1)



Rectangular Power Connectors(301)



Wire-to-Board Connector Assemblies & Housings(141)



Wire-to-Board Connector Contacts(6)

Documents

Product Drawings

[06P EP SHRD HDR ASMY, BLUE](#)

English

CAD Files

[3D PDF](#)

3D

Customer View Model

[ENG_CVM_CVM_1744486-6_A.2d_dxf.zip](#)

English

Customer View Model

[ENG_CVM_CVM_1744486-6_A.3d_igs.zip](#)

English

Customer View Model

[ENG_CVM_CVM_1744486-6_A.3d_stp.zip](#)

English

By downloading the CAD file I accept and agree to the [Terms and Conditions](#) of use.



Datasheets & Catalog Pages

[MTA, CST-100 II, SL-156 and AMP Economy Power \(EP\) Connectors](#)

English

Product Specifications

[Application Specification](#)

English